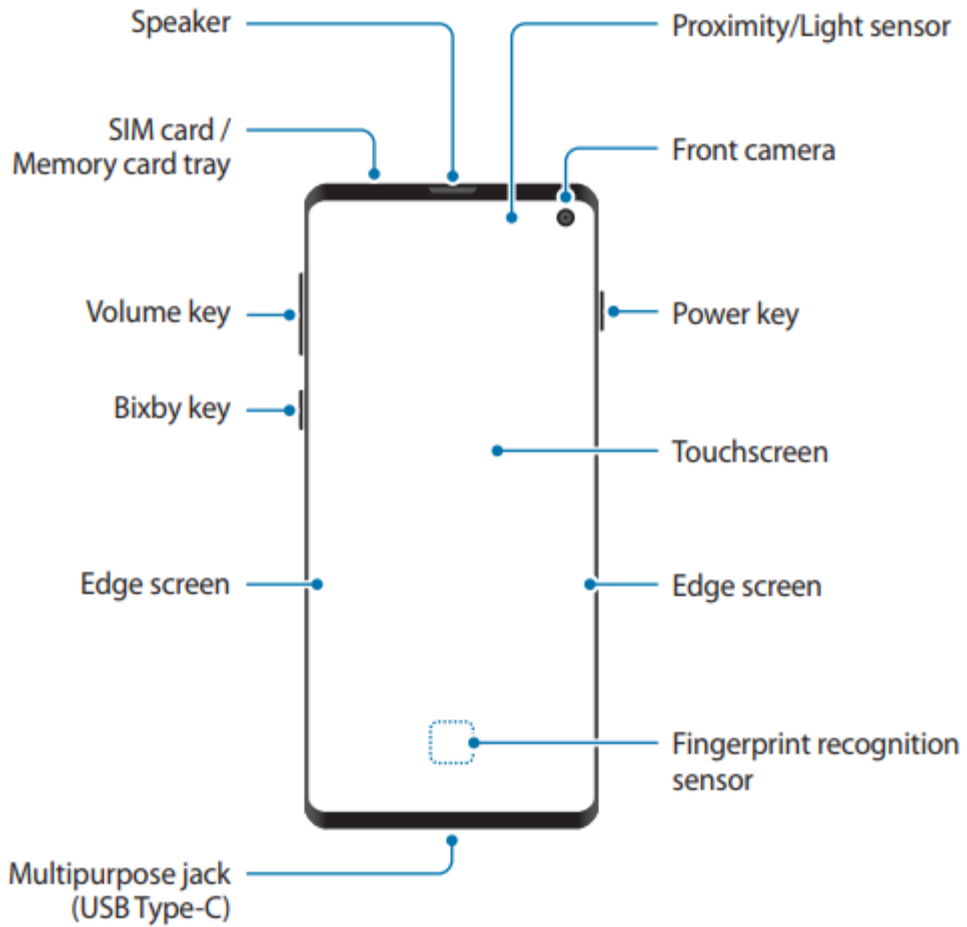
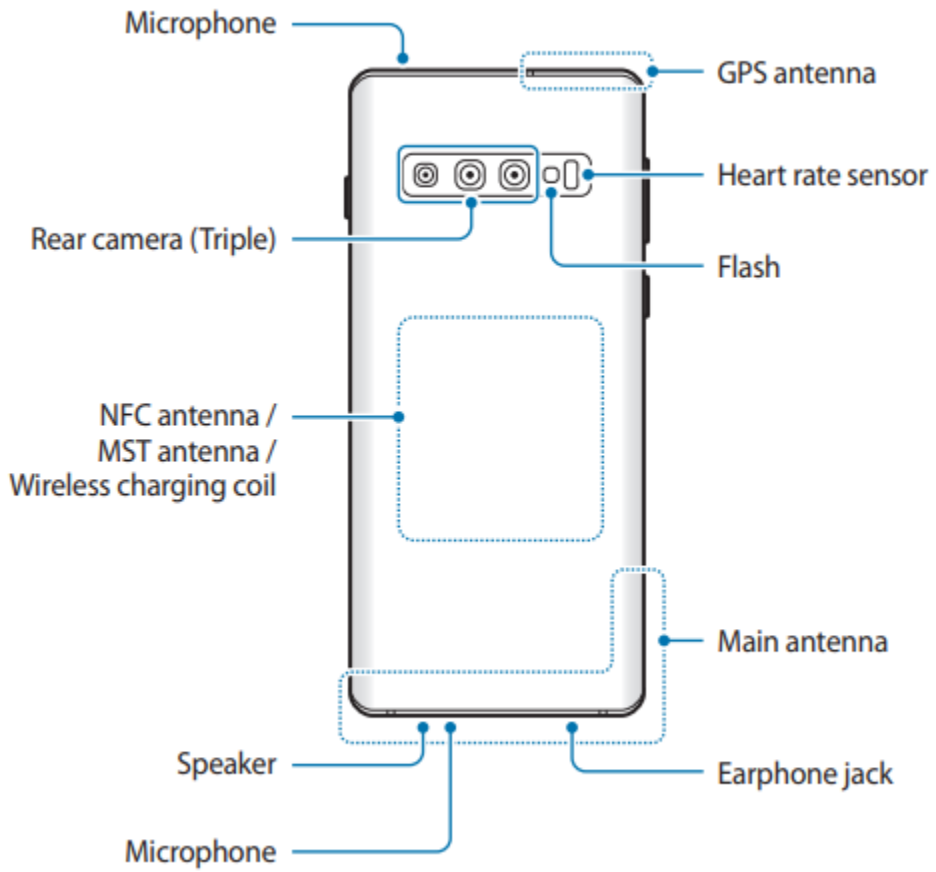


# Samsung Galaxy S10 – Getting Started





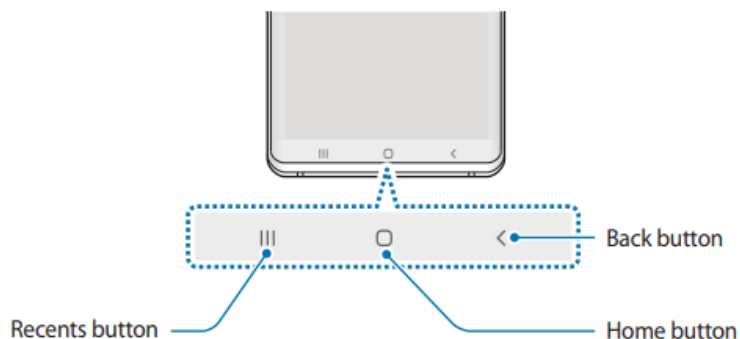
## Hard keys



Key	Function
Power	<ul style="list-style-type: none"><li>• Press and hold to turn the device on or off.</li><li>• Press to turn on or lock the screen.</li></ul>
Bixby	<ul style="list-style-type: none"><li>• Press to launch Bixby. Refer to <a href="#">Bixby</a> for more information.</li><li>• Press and hold to start a conversation with Bixby. Refer to <a href="#">Using Bixby</a> for more information.</li></ul>
Volume	<ul style="list-style-type: none"><li>• Press to adjust the device volume.</li></ul>

## Navigation bar (soft buttons)

When you turn on the screen, the soft buttons will appear on the navigation bar at the bottom of the screen. The soft buttons are set to the Recents button, Home button, and Back button by default. The functions of the buttons can change according to the app currently being used or usage environment.

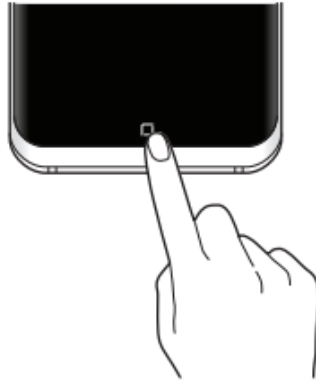


Button	Function
Recents	<ul style="list-style-type: none"><li>• Tap to open the list of recent apps.</li></ul>
○ Home	<ul style="list-style-type: none"><li>• Tap to return to the Home screen.</li><li>• Tap and hold to launch the <b>Google Assistant</b> app.</li></ul>
< Back	<ul style="list-style-type: none"><li>• Tap to return to the previous screen.</li></ul>

## Turning on the screen using the Home button

Hard press the Home button or the Home button area to turn on the screen.

On the Always On Display, you can also turn on the screen by double-tapping the Home button.



## Home screen and Apps screen

The Home screen is the starting point for accessing all of the device's features. It displays widgets, shortcuts to apps, and more.

The Apps screen displays icons for all apps, including newly installed apps.



The screen may appear differently depending on the region or service provider.



## Switching between Home and Apps screens

On the Home screen, swipe upwards or downwards to open the Apps screen.

To return to the Home screen, swipe upwards or downwards on the Apps screen. Alternatively, tap the Home button or the Back button.

