




Email Setup



Use the email application on your device to send and receive email messages through your email accounts. You can have one or several email accounts at the same time, including corporate Microsoft Exchange ActiveSync accounts.

To set up an email account

1. From your Home screen, tap .
2. Find and tap Email.
3. Follow the instructions that appear on the screen to complete the setup.

For some email services, you may need to contact your email service provider for information on detailed settings for the email account.

To add an extra email account.

1. From your Home screen, tap .
2. Find and tap Email.
3. Tap , then tap Settings > Add account.
4. Follow the on-screen instructions. If the settings for the email account cannot be downloaded automatically, complete the setup manually.
5. When you are finished, tap Next.