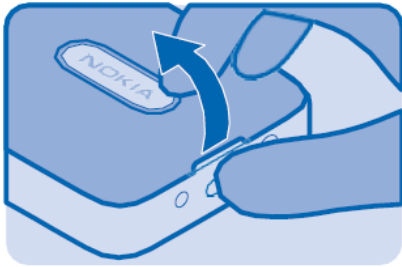


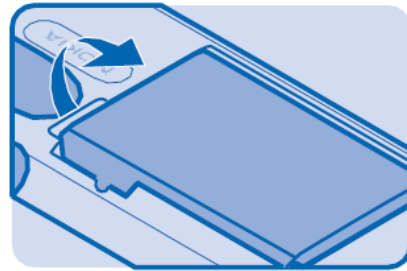
# Nokia 105 - Insert the SIM card and battery



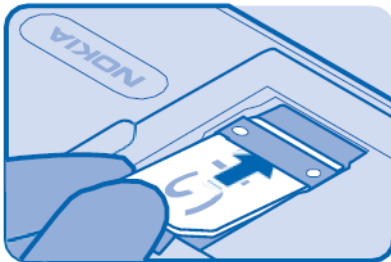
1. Switch the phone off, and remove the back cover.



2. If the battery is in the phone, lift it out.



3. Slide the SIM under the holder with the contact area face down.



4. Line up the battery contacts, and push the battery in.



5. Press the back cover down until it locks into place.



6. To switch on, press and hold until the phone vibrates.

