






Moto G4 – Getting Started

Home screen & settings;

From the Home screen, you can explore apps, check notifications, speak commands and more.

- Add a shortcut: tap Apps  , tap and hold an app, then drag it to your Home screen.
- Settings: to change your Wi-Fi, display brightness and more, swipe the status bar down with two fingers. To open more settings, tap  .
- Share your phone: to add a guest user, swipe the status bar down with two fingers and tap  .

