



LG K4 - How to insert your sim card

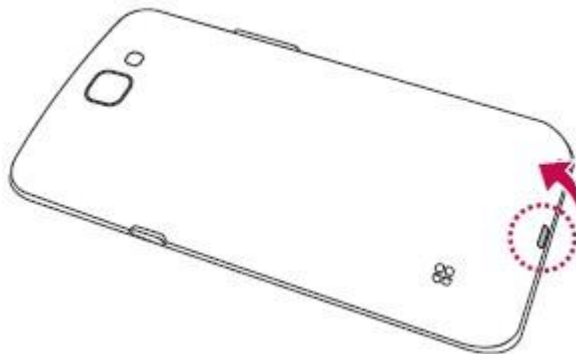
WARNING

Do not insert a memory card into the SIM card slot.

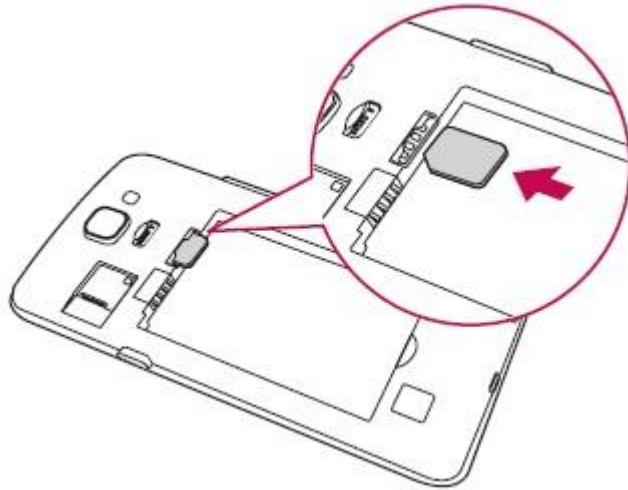
If a memory card happens to be lodged in the SIM card slot, take the device to ADSI.

NOTE: Only the microSIM cards work with the device.

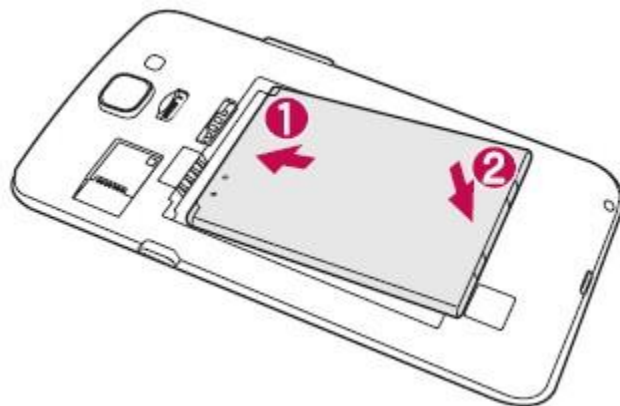
1. To remove the back cover, hold the device firmly in one hand. With your other hand, lift off the back cover with your thumbnail as shown in the figure below.



- Slide the SIM card into the SIM card slot as shown in the figure. Make sure the gold contact area on the card is facing downward.



- Insert the battery.



- To replace the cover onto the device, align the back cover over the battery compartment and press it down until it clicks into place.

